



# Kentucky High School Athletic Association

2280 Executive Drive ° Lexington, KY 40505 ° www.khsaa.org ° (859)299-5472 (859)293-5999 (fax)

To: Superintendent, Principal, and Athletic Director

From: Brigid L. DeVries, Commissioner  
Larry Boucher, Assistant Commissioner *LB*


Date: June 20, 2003

Subject: 2002-2003 Annual Report Forms Submission

School: McCreary Central High School

Enclosed please find a copy of Form T-65, The 2002-2003 Annual Report Forms Checklist. In addition, you may find an attachment with corrected copies of the forms submitted by your school personnel. Please review this information so the forms can be completed accurately in the future. Also, KHSAA Audit Staff may have requested a re-submission of some of the 2002-2003 Annual Report Forms or need additional information on your athletic programs. Please submit this information by the date requested if this is applicable. Copies and all KHSAA Title IX documents must be kept current and included in your permanent Title IX File at the school. All documents are subject to Open Records Requests.

Should you need any further information, please do not hesitate to call anytime.



**MEMORANDUM**

TO: KHSAA Member School Superintendents, Principals, and Athletic Directors

FROM: Brigid L. DeVries, Commissioner  
Larry Boucher, Executive Assistant Commissioner *LB*

DATE: May 13, 2003

RE: 2003 Title IX Forms Submission

School	McCreary Central High School	Reviewed by	Gary Lawson
--------	------------------------------	-------------	-------------

The following is a status report regarding the required 2002 - 2003 Title IX submission of forms due in to the KHSAA office by April 15, 2003. Appropriate audit personnel have reviewed these forms and the following is a summary of this review.


I. Checklist of Forms properly submitted in a satisfactory manner:

✓	GE 19 (Annual Verification)	✓	T-35 (Budget Expenses)
✓	T-1 (Summary Program Chart 1)	✓	T-36 (Budget Expenses)
✓	T-2 (Summary Program Chart 2)	✓	T-41 (Checklist - Overall Interscholastic Program)
✓	T-3 (Summary Program Chart 3)	✓	T-60 (Corrective Action Plan)
✓	T-4 (Summary Program Chart 4)	✓	T-63 (Interscholastic Survey Results)

II. Status

A.	✓	2002 - 2003 Forms are satisfactory and no further information or action is necessary at this time.
B.		Errors have been noted with respect to the following forms and corrected copies are being returned to you for placement in your Title IX file to ensure proper submission in the future.
C.		The following forms were omitted and must be submitted by school representatives.
D.	✓	Other Recommendation and Comments: <ul style="list-style-type: none"> <li>All calculations are correct and the report appears to be in good order. Good luck and have a good summer.</li> </ul>





**MEMORANDUM**

To: KHSAA Member School Superintendents, Principals, and Athletic Directors  
 From: Brigid L. DeVries, Commissioner  
 Larry Boucher, Assistant Commissioner

Date: MAY 13, 2003

Re: 2003 Title IX Forms Submission

School	<u>MCCORMY Central High</u>	Reviewed by	<u>GARY W. LAWSON</u>
--------	-----------------------------	-------------	-----------------------


The following is a status report regarding the required 2002-2003 Title IX submission of forms which were due in to the KHSAA office by April 15, 2003. Appropriate audit personnel have reviewed these forms and the following is a summary of this review.

I. Checklist of Forms properly submitted in a satisfactory manner:

✓	GE 19 (Annual Verification)	✓	T-35 (Budget Expenses)
✓	T-1 (Summary Program Chart 1)	✓	T-36 (Budget Expenses)
✓	T-2 (Summary Program Chart 2)	✓	T-41 (Checklist - Overall Interscholastic Program)
✓	T-3 (Summary Program Chart 3)	✓	T-60 (Corrective Action Plan)
✓	T-4 (Summary Program Chart 4)	✓	T-63 (Interscholastic Survey Results)

II. Status

A.	✓	2002-2003 Forms are satisfactory and no further information or action is necessary at this time.
B.		Errors have been noted with respect to the following forms and corrected copies are being returned to you for placement in your Title IX file to ensure proper submission in the future.
C.		The following forms were omitted and must be submitted by school representatives.
D.		Other Recommendation and Comments: <i>all calculations are correct and report appears to be in good order. Good luck and have a good summer.</i>



**MEMORANDUM**

To: KHSAA Member School Superintendents, Principals, and Athletic Directors  
 From: Brigid L. DeVries, Commissioner  
 Larry Boucher, Assistant Commissioner

Date: MAY 13, 2003

Re: 2003 Title IX Forms Submission

School	<u>M<sup>C</sup>CREARY Central High</u>	Reviewed by	<u>GARY W. LAWSON</u>
--------	---	-------------	-----------------------

The following is a status report regarding the required 2002-2003 Title IX submission of forms which were due in to the KHSAA office by April 15, 2003. Appropriate audit personnel have reviewed these forms and the following is a summary of this review.

I. Checklist of Forms properly submitted in a satisfactory manner:

✓	GE 19 (Annual Verification)	✓	T-35 (Budget Expenses)
✓	T-1 (Summary Program Chart 1)	✓	T-36 (Budget Expenses)
✓	T-2 (Summary Program Chart 2)	✓	T-41 (Checklist - Overall Interscholastic Program)
✓	T-3 (Summary Program Chart 3)	✓	T-60 (Corrective Action Plan)
✓	T-4 (Summary Program Chart 4)	✓	T-63 (Interscholastic Survey Results)

II. Status

A.	✓	2002-2003 Forms are satisfactory and no further information or action is necessary at this time.
B.		Errors have been noted with respect to the following forms and corrected copies are being returned to you for placement in your Title IX file to ensure proper submission in the future.
C.		The following forms were omitted and must be submitted by school representatives.
D.		Other Recommendation and Comments: <i>All calculations are correct and report appears to be in good order. Good luck and have a good summer.</i>



APR 15 2003

**2002-2003 KENTUCKY HIGH SCHOOL ATHLETIC ASSOCIATION  
ANNUAL VERIFICATION OF TITLE IX PROCEDURES  
(To be submitted by April 15, 2003 along with other required forms)**

The McCreary Central High School, Stearns, Kentucky  
(Name of High School) (City)

certifies to the Kentucky High School Athletic Association that the following is an accurate and true representation of the facts surrounding compliance with 20 U.S.C. Sections 1681-1688, et. Seq. (also known as Title IX)

**I certify the following provisions in accordance with records at the school contained in the permanent Title IX file, and to the best of my knowledge have completed the following tasks. (All boxes must be checked)**

Established a gender equity committee at the high school. (list committee personnel and provide attachment if necessary)

Name	Address	Phone	Title
Lattie B. Lominac III	PO Box 34, Marshes Siding KY 42631	376-3177	A.D. / VB Coach
Marlo Sumner	PO Box 657, Whitley City, KY 42653	376-2365	YSC Coordinator
Jennifer Kidd	PO Box 1074, Stearns, KY 42647	376-2501	GB Asst. Coach
Kenny McKinney	222 Grandview Lane, Strunk KY 42649	354-3582	BA Coach
Randall Vest	PO Box 121, Stearns, KY 42647	376-3407	MS BB Coach
Amanda Stephens	N/A	376-2934	Student-Athlete
Michelle Vanover	N/A	376-8729	Student-Athlete
Rachel Rowe	N/A	376-2216	Student-Athlete

Scheduled a minimum of three meetings during the 2002-2003 school year on the following dates:  
**August 29, 2002**  
**January 20, 2003**  
**April 3, 2003**

Designated the following person(s) as the Title IX coordinator for the school/district:  
**Steve Dunn—District D.P.P.—54 Fisher Drive, Somerset KY 42501—606/679-4435**

School personnel are continuing to make periodic reviews of the boys and girls athletics program reflected in the Corrective Action Plan.

In addition to the above information, the above referenced school maintains a complete permanent file relative to Title IX records including copies of the self-assessment audit, all corrective action plans, and other related materials.

David Cothran  
Principal's Signature

April 4, 2003  
Date

[Signature]  
Superintendent Signature

[Signature]  
School Board Chairpersons' Signature

(Send original copy to KHSAA - Maintain duplicate in Title IX school folder)

**2002-2003**  
**ACCOMMODATION OF INTERESTS AND ABILITIES**  
**SUMMARY PROGRAM CHART 1**

KHSAA  
 Form T1  
 Rev. 9/02

**Participation Opportunities Test One**

		(Column 1)	(Column 2)	(Column 3)	(Column 4)
	Program	Enrollment	Percentage of Total Enrollment	Number of Interscholastic Participants (double and triple count)	Percentage of Total Participation
Row 1	GIRLS	402	49.02%	92	44.23%
Row 2	BOYS	418	50.98%	116	55.77%
Row 3	Totals	820	100%	208	100%

Instructions:

\*Number of 8<sup>th</sup> grade students & below used in Column 4 calculations if applicable: 10

- 1) Determine the total number of girls enrolled, (place in Row 1, Column 1). Determine the total number of boys enrolled, (place in Row 2, Column 1).
- 2) Add the total number of girls and boys enrolled to determine total enrollment, (place in Row 3, Column 1).
- 3) Calculate the percentage of total enrollment that is female. (Divide Row 1, Column 1 by row 3, Column 1 and place in Row 1, Column 2.) Calculate the percentage of total enrollment that is male. (Divide Row 2, Column 1 by Row 3, Column 1 and place in Row 2, Column 2.) Note: Row 1, Column 2 plus Row 2, Column 2 should total 100%.
- 4) Ask the head coaches to review the most updated eligibility or squad lists for their teams. Ask coaches to confirm the names of those individuals who are on the team as of the first **date of competition**, and cross out the names of those who were cut from the team or quit the team prior to the first competitive event. Determine the total number of interscholastic athletics participants that are girls, (and place in Row 1, Column 3). In order to determine the total number of athletics participants, an individual should be counted each time he or she participates on a team. For example, if Jane Doe competes on the varsity volleyball team, the junior varsity volleyball team, the junior varsity basketball team, and the varsity softball team, she should be counted as four participants (**do not include club or intramural sports participants, cheerleaders, dance teams, or pom squads**). Calculate the same way for boys and girls. \* In addition, should 8<sup>th</sup> grade students and below play on a Freshman, Junior Varsity, or Varsity team, they should also be counted for each team and sport on which they participate. If applicable, please asterisk the above notation as to how many 8<sup>th</sup> grade students & below are included in the totals. Using the same procedure, determine the total number of interscholastic athletic participants that are boys, (and place in Row 2, Column 3). Add Row 1, Column 3 plus Row 2, Column 3 to get total participants and place in Row 3, Column 3.
- 5) Calculate the percentage of female participation. (Row 1, Column 3 divided by Row 3, Column 3 and place in Row 1, Column 4.) Calculate the percentage of male participation. (Row 2, Column 3 divided by Row 3, Column 3 and place in Row 2, Column 4.) Note: Row 1, Column 4 plus Row 2, Column 4 should total 100%.

Note: While being within three percent is not a formal compliance standard; if the percent listed in Row 1, Column 4 is within 3% of Row 1, Column 2, then it provides a good target within which compliance is likely.

Principal's Signature: David Kethen Date: 4-14-03

**2002-2003**  
**ACCOMMODATION OF INTERESTS AND ABILITIES**  
**SUMMARY PROGRAM CHART 2**

KHSAA  
 Form T2  
 Rev. 9/02

**Participation Opportunities Test Two**

			Column 1	Column 2	Column 3	Column 4	Column 5
Program			Number of Teams Currently Offered	Number of Participants	Number of Teams Added in Last Five Years	Number of Participants Added in Last Five Years	Percent of Total Participation By Sex Added in Last 5 Years
<b>GIRLS</b>	Row 1	varsity:	7	50	3	23	
	Row 2	j.v.:	4	42	2	20	
	Row 3	frosh:	0	0	0	0	
	Row 4	total:	11	92	5	43	46.7%
<b>BOYS</b>	Row 5	varsity:	8	69	3	25	
	Row 6	j.v.:	4	44	1	11	
	Row 7	frosh:	1	3	0	0	
	Row 8	total:	13	116	4	36	31.0%

- 1) For Column 1, list the number of interscholastic teams offered for girls and boys at each competitive level (varsity, junior varsity, and freshman). For girls, total each of the entries in Rows 1, 2, and 3 into Row 4. For boys, total Rows 5, 6, and 7 into Row 8.
- 2) For Column 2, list the number of participants at each level. For girls, total each of the entries in Rows 1, 2, and 3 into Row 4. For boys, total Rows 5, 6, and 7 into Row 8. **Note:** The totals in Row 4 for girls and in Row 8 for boys must be the same as the totals in Form T-1, Column 3, Rows 1 and 2 respectively.
- 3) For Column 3, list the number of interscholastic teams that have been added in the last five years at each competitive level. Count each team added during the 5 year period only one time. e.g. Girl's junior varsity soccer was added 3 years ago, count the team only once, not 3 times. For girls, total the entries in Rows 1, 2, and 3 into Row 4. For boys, total Rows 5, 6, and 7 into Row 8.
- 4) For Column 4, list the number of participants that are currently on each level of the teams that were added in the last five years. If a team was added previously but no longer exists, there are no current participants to be added for that team. For girls, total the entries in Rows 1, 2, and 3 into Row 4. For boys, total Rows 5, 6, and 7 into Row 8.
- 5) For Column 5, calculate the percentage of participants that have been added in the last five years. For girls, take the number in Column 4, Row 4 and divide by the number in Column 2, Row 4. For boys, take the number in Column 4, Row 8 and divide it by the number in Column 2, Row 8.

Note: If the percentage of current participants added in the last five years is 25% or greater, compliance with test two may be possible. If less than 25%, then compliance with test three should be analyzed. **CAUTION:** 25% is not a formal compliance standard.

Principal's Signature: David Cother Date: 4-14-03

**2002-2003**  
**ACCOMMODATION OF INTERESTS AND ABILITIES**  
**SUMMARY PROGRAM CHART 3**

**Participation Opportunities Test Three**

For any question answered "YES" identify the respective sport(s).

	GIRLS (Yes / No)		BOYS (Yes / No)
1. For a sport not currently played at the interscholastic level (varsity, junior varsity, or freshman) in your school, is there an intramural team offered for that sport?	NO		NO
2. For a sport <u>not</u> currently offered in your interscholastic athletics program, is there sufficient interest to form a viable interscholastic team based on participation on an intramural team or community recreation teams?	NO		NO
3. For a sport <u>not</u> currently offered, is there sufficient interest to form a viable interscholastic team based on student responses from the interscholastic survey?	YES		NO
4. For a sport currently offered at the varsity level only, is there sufficient interest to form a viable team for a junior varsity, or freshman team that is not currently offered?	NO		NO
5. For a sport currently offered at the junior varsity or freshman level is there sufficient interest to form a varsity team not currently offered?	NO		NO
6. If you answered YES to question (1), (2), (3), (4), or (5), are there enough high schools in your geographic area offering the sport (at the appropriate level) to allow for the development of a reasonable schedule of competition?	* POSSIBLY GIRLS' GYMNASTICS		N/A

Principal's Signature: David Bethon Date: 4-14-03



**2002-2003**  
**ACCOMODATION OF INTERESTS AND ABILITIES+**  
**SUMMARY PROGRAM CHART 4**

**Levels of Competition Test One**

		<b>Column 1</b>	<b>Column 2</b>	<b>Column 3</b>
<b>Girls</b>	<b>Team Levels</b>	<b>Number of Teams Currently Offered</b>	<b>Number of Participants</b>	<b>Percentage of Participants at Each Level</b>
<b>Row 1</b>	<b>varsity:</b>	7	50	54.3%
<b>Row 2</b>	<b>j.v.:</b>	4	42	45.7%
<b>Row 3</b>	<b>frosh:</b>	0	0	0%
<b>Row 4</b>	<b>total:</b>	11	92	100%
<b>Boys</b>				
<b>Row 5</b>	<b>varsity:</b>	8	69	59.5%
<b>Row 6</b>	<b>j.v.:</b>	4	44	37.9%
<b>Row 7</b>	<b>frosh:</b>	1	3	2.6%
<b>Row 8</b>	<b>total:</b>	13	116	100%

- 1) Column 1, list the number of interscholastic teams offered for girls and boys at each competitive level; varsity, junior varsity, and freshman. (Refer to Form T-2, Accommodation of Interests and Abilities, Summary Program Chart 2, Column 1.)
- 2) For Column 2, list the number of participants at each level. For girls, total the entries in Rows 1, 2, and 3 into Row 4. For boys, total the entries in Rows 5, 6, and 7 into Row 8. (Refer to Form T-2, Accommodation of Interests and Abilities, Summary Program Chart 2, Column 2.)
- 3) For Column 3, calculate the percentage of female and male participants at each level.  
For girls' varsity, junior varsity, and frosh, respectively:
  - Divide Column 2, Row 1 by Column 2, Row 4, and place the percentage in Column 3, Row 1.
  - Divide Column 2, Row 2 by Column 2, Row 4, and place the percentage in Column 3, Row 2.
  - Divide Column 2, Row 3 by Column 2, Row 4, and place the percentage in Column 3, Row 3.
  -
 For boys' varsity, junior varsity, and frosh, respectively:
  - Divide Column 2, Row 5 by Column 2, Row 8, and place the percentage in Column 3, Row 5.
  - Divide Column 2, Row 6 by Column 2, Row 8, and place the percentage in Column 3, Row 6.
  - Divide Column 2, Row 7 by Column 2, Row 8, and place the percentage in Column 3, Row 7.

**Principal's Signature:** David Cothran **Date:** 4-14-03

# 2002-2003 KHSAA TITLE IX ATHLETICS AUDIT

KHSAA  
Form T41  
Rev. 9/02

## Checklist - Overall Interscholastic Athletics Program


Areas of Compliance	ADVANTAGE TO (Respond based on Internal Evaluation by checking the appropriate column.)		
	GIRLS' PROGRAM	BOYS' PROGRAM	NEITHER PROGRAM
<b>OPPORTUNITIES</b>			
Accommodation of Interest and Abilities		√	
<b>BENEFITS</b>			
Equipment and Supplies			√
Scheduling of Games and Practice Time			√
Travel and Per Diem Allowances			√
Coaching		√	
Locker Rooms, Practice and Competitive Facilities			√
Medical and Training Facilities and Services			√
Publicity			√
Support Services			√
Athletic Scholarships			√
Tutoring			√
Housing and Dining Facilities and Services			√
Recruitment of Student Athletes			√

Principal's Signature: David Cather Date: 4-14-03

**BUDGETED AND ACTUAL EXPENDITURES - PROGRAM COMPARISON CHART**  
**FROM DISTRICT ATHLETIC FUND**

	equipment and supplies		travel		awards		coaches' salaries (to include supplemental and extended employment)		facilities improvements		publications (if sport-specific)	
	B	E	B	E	B	E	B	E	B	E	B	E
G basketball	3000	3367	N/A	2226	N/A	550	11536	11536	N/A	0	N/A	N/A
B basketball	3000	2353	N/A	2376	N/A	625	11808	11808	N/A	0	N/A	N/A
G softball	3000	3500	N/A	1715	N/A	0	8014	8014	N/A	0	N/A	N/A
B baseball	3000	3000	N/A	1843	N/A	0	10036	10036	N/A	0	N/A	N/A
G cross country	350	200	N/A	0	N/A	0	750	750	N/A	0	N/A	N/A
B cross country	350	200	N/A	0	N/A	0	750	750	N/A	0	N/A	N/A
G golf	N/A	N/A	N/A	N/A	N/A	N/A	N/A	N/A	N/A	N/A	N/A	N/A
B golf	1000	1000	N/A	973	N/A	0	1500	1500	N/A	0	N/A	N/A
G soccer	N/A	N/A	N/A	N/A	N/A	N/A	N/A	N/A	N/A	N/A	N/A	N/A
B soccer	N/A	N/A	N/A	N/A	N/A	N/A	N/A	N/A	N/A	N/A	N/A	N/A
G swimming	N/A	N/A	N/A	N/A	N/A	N/A	N/A	N/A	N/A	N/A	N/A	N/A
B swimming	N/A	N/A	N/A	N/A	N/A	N/A	N/A	N/A	N/A	N/A	N/A	N/A

- Budget and expenditures on this 2002-2003 year report due by April 15, 2003, should reflect the total monies budgeted and spent for the entire year of 2001-2002 ending June 30, 2002.
- "B" is for budgeted dollar amounts and "E" is for actual dollar expenditures.
- Booster Club Funding/Contributions must be included in the expenditures total.


Principal's Signature: 

Date: 4-14-03

**BUDGETED AND ACTUAL EXPENDITURES - PROGRAM COMPARISON CHART**  
**ALL SCHOOL ACCOUNTS INCLUDING BOOSTER CLUBS**

	equipment and supplies		travel		awards		coaches' salaries (to include supplemental and extended employment)		facilities improvements		publications (if sport-specific)	
	B	E	B	E	B	E	B	E	B	E	B	E
G basketball	N/A	6111	N/A	1034	N/A	310	0	0	N/A	0	N/A	N/A
B basketball	N/A	20513	N/A	13565	N/A	887	0	0	N/A	377	N/A	N/A
G softball	N/A	3200	N/A	1800	N/A	897	0	0	N/A	0	N/A	N/A
B baseball	N/A	2500	N/A	1950	N/A	742	0	0	N/A	0	N/A	N/A
G cross country	N/A	0	N/A	0	N/A	0	0	0	N/A	0	N/A	N/A
B cross country	N/A	0	N/A	0	N/A	0	0	0	N/A	0	N/A	N/A
G golf	N/A	N/A	N/A	N/A	N/A	N/A	0	0	N/A	0	N/A	N/A
B golf	N/A	1512	N/A	0	N/A	0	0	0	N/A	0	N/A	N/A
G soccer	N/A	N/A	N/A	N/A	N/A	N/A	0	0	N/A	0	N/A	N/A
B soccer	N/A	N/A	N/A	N/A	N/A	N/A	0	0	N/A	0	N/A	N/A
G swimming	N/A	N/A	N/A	N/A	N/A	N/A	0	0	N/A	0	N/A	N/A
B swimming	N/A	N/A	N/A	N/A	N/A	N/A	0	0	N/A	0	N/A	N/A

1. Budget and expenditures on this 2002-2003 year report due by April 15, 2003, should reflect the total monies budgeted and spent for the entire year of 2001-2002 ending June 30, 2002.
2. "B" is for budgeted dollar amounts and "E" is for actual dollar expenditures.
3. Booster Club Funding/Contributions must be included in the expenditures total.

Principal's Signature: 

Date: 4-14-03

**2002-2003  
BUDGETED AND ACTUAL EXPENDITURES - PROGRAM COMPARISON CHART 2  
FROM DISTRICT ATHLETIC FUND**

KHSAA  
Form 136  
REV. 10/02

Teams	equipment and supplies		travel		awards		coaches' salaries (to include supplemental and extended employment)		facilities improvements		publications (if sport-specific)	
	B	E	B	E	B	E	B	E	B	E	B	E
G track	375	300	N/A	872	N/A	200	750	750	N/A	N/A	N/A	N/A
B track	375	300	N/A	827	N/A	200	750	750	N/A	N/A	N/A	N/A
G tennis	500	500	N/A	879	N/A	100	375	375	N/A	N/A	N/A	N/A
B tennis	500	500	N/A	879	N/A	100	375	375	N/A	N/A	N/A	N/A
G volleyball	2500	2500	N/A	2084	N/A	400	1500	1500	N/A	N/A	N/A	N/A
B wrestling	2000	2003	N/A	3161	N/A	200	2000	2000	N/A	N/A	N/A	N/A
B (football)	6000	10443	N/A	2413	N/A	0	12371	12371	N/A	N/A	N/A	N/A
B (weightlifting)	0	0	0	377	0	0	2000	2000	N/A	N/A	N/A	N/A
Athletic Trainer	N/A	3500	N/A	1500	N/A	N/A	N/A	N/A	N/A	N/A	N/A	N/A
Gen. Athletics	6000	6000	1000	825	N/A	N/A	N/A	N/A	N/A	N/A	N/A	N/A

- Budget and expenditures on this 2002-2003 year report due by April 15, 2003, should reflect the total monies budgeted and spent for the entire year of 2001-2002 ending June 30, 2002.
- "B" is for budgeted dollar amounts and "E" is for actual dollar expenditures.
- Booster Club Funding/Contributions must be included in the expenditures total.

Principal's Signature: \_\_\_\_\_

*David Estlin*

Date: \_\_\_\_\_

*4-14-03*



**2002-2003  
BUDGETED AND ACTUAL EXPENDITURES - PROGRAM COMPARISON CHART 2  
ALL SCHOOL ACCOUNTS INCLUDING BOOSTER CLUBS**

KHSAA  
Form 136  
REV. 10/02

Teams	equipment and supplies		travel		awards		coaches' salaries (to include supplemental and extended employment)		facilities improvements		publications (if sport-specific)	
	B	E	B	E	B	E	B	E	B	E	B	E
G track	N/A	0	N/A	0	N/A	0	N/A	N/A	N/A	0	N/A	N/A
B track	N/A	0	N/A	0	N/A	0	N/A	N/A	N/A	0	N/A	N/A
G tennis	N/A	500	N/A	0	N/A	250	N/A	N/A	N/A	0	N/A	N/A
B tennis	N/A	500	N/A	0	N/A	250	N/A	N/A	N/A	0	N/A	N/A
G volleyball	N/A	0	N/A	0	N/A	538	N/A	N/A	N/A	0	N/A	N/A
B wrestling	N/A	1247	N/A	0	N/A	0	N/A	N/A	N/A	0	N/A	N/A
B (football)	N/A	N/A	N/A	N/A	N/A	N/A	N/A	N/A	N/A	0	N/A	N/A
B (weightlifting)	N/A	0	N/A	0	N/A	305	N/A	N/A	N/A	0	N/A	N/A
Athletic Trainer	N/A	500	N/A	0	N/A	0	N/A	N/A	N/A	0	N/A	N/A
Gen. Athletics	N/A	11689	N/A	0	N/A	0	N/A	N/A	N/A	0	N/A	N/A

- Budget and expenditures on this 2002-2003 year report due by April 15, 2003, should reflect the total monies budgeted and spent for the entire year of 2001-2002 ending June 30, 2002.
- "B" is for budgeted dollar amounts and "E" is for actual dollar expenditures.
- Booster Club Funding/Contributions must be included in the expenditures total.

Principal's Signature: \_\_\_\_\_

*David A. Fisher*

Date: \_\_\_\_\_

*4-14-03*



## 2002-2003 INTERSCHOLASTIC ATHLETICS SURVEY

### Summary of Student Responses

School Name: McCreary Central

School Enrollment: 820

Date: April 4, 2003

Completed By: Lattie B. Lominac III, Athletic Director

#### Instructions:

1. Summarize the Student Athletics Interest Surveys Form T-61 by listing the total number of responses on the line next to each sport.
2. Under the Other Category please provide a listing of the sports as well as the number of students who are interested in participating.
3. ~~Please sign and date the Summary Form (T-63) and mail the Summary Form only to the KHSAA by April 15, 2003. Do not mail the student surveys (Form T-61). However, these Forms should be maintained in your files in the event they are requested subsequently.~~

700 Number of Surveys

482 Total Returned

9-11 Grades Surveyed

How Was The Survey Administered? Distributed to all students during first period classes.  
(e.g. was it given in all English classes, or all home rooms, or advisee/advisor?)

#### Fall Sports (List Total Number of Participation Responses)

15—Cross Country (Girls)

11—Cross Country (Boys)

04—Field Hockey (Girls)

76—Football (Boys)

12—Golf (Girls)

20—Golf (Boys)

74—Soccer (Girls)

31—Soccer (Boys)

78—Volleyball (Girls)

15—Volleyball (Boys)

#### Winter Sport (List Total Number of Participation Responses)

36—Basketball (Girls)

75—Basketball (Boys)

72—Gymnastics (Girls)

21—Indoor Track (Girls & Boys)

58—Swimming & Diving (Girls)

30—Swimming & Diving (Boys)

37—Wrestling (Boys)

Spring Sport (List Total Number of Participation Responses)

- 68—Baseball (Boys)
- 37—Fast Pitch Softball (Girls)
- 23—Slow Pitch Softball (Girls)
- 65—Tennis (Girls)
- 30—Tennis (Boys)
- 16—Track (Girls)
- 20—Track (Boys)

Other Sports (From Student Survey T-61 Question 10)

<u>Name of Sport</u>	<u>Number of Students Interested In Participating</u>
Rugby	10
Fencing	3
Dance	12
Billiards	5
Ping Pong	8
Lacrosse	7

Number of Students who participate in Intramural Sports.  
(From Student Survey T-61 Question 5)

<u>Sport</u>	<u>Number</u>
Tennis	10
Cross Country	11
ROTC	32
<b>TOTAL</b>	<b>53</b>

List Intramural Sports students are interested in adding:  
(From Student Survey T-61 Question 6)

- Sport (Number in Parenthesis)
- Soccer (20)
  - Swimming (5)
  - Lacrosse (8)
  - Paintball (11)
  - Weightlifting (7)
  - Ping Pong (4)
  - Cheerleading (8)
  - Boxing (3)
  - Rifle Team (4)
  - Badminton (3)
  - Water Polo (2)
  - Cricket (2)

Participation in Non-School Sports Activities  
(From Student Survey T-61 Question 7)

- Sport (Number in Parenthesis)  
 Softball (10)  
 Gymnastics (13)  
 All-Star Cheerleading (4)  
 Swimming/Diving (4)  
 Hiking (2)  
 Hunting/Fishing (6)  
 Dance (12)  
 Bowling (8)

Reasons for not participating in interscholastic athletics.  
(From Survey Question 8)

Response	Number
I prefer other activities such as band, chorus, etc.	49
I don't have time	128
The practice schedules and game times are inconvenient	33
The sport I like isn't offered	38
It's too expensive	8
I prefer to participate in club or intramural sports	13
Working	73
Other (Can't Participate, Failed, Health Problems, Handicapped, Low GPA, Not Interested, No Transportation)	66

Student Suggestions to encourage participation

Equal playing time for all players; Let more people play/participate; Lower the GPA requirements; More sports for handicapped students; Make the sports more fun; Less practicing and more playing; More advertisement; More pep rallies / spirit activities; More funding; Don't cut players wanting to play.

  
 Principal's Signature

4-14-03  
 Date

School Name: McCreary Central  
 School Year: 2002-2003  
 Principal's Signature: \_\_\_\_\_  
 Date: April 3, 2003

**2002-2003  
 TITLE IX  
 CORRECTIVE ACTION PLAN**

To complete this form, indicate the intended area which needs corrective action, the suggested change and time table for implementation. You may copy this form as needed. Please attach corrective action plans along with audit forms and submit by April 15, 2003.

ITEM FOR CORRECTION	SUGGESTED CHANGE	TIME TABLE FOR CORRECTIVE ACTION
Addition of Girls' Sport	Review Student Interest Surveys and possibly add either Girls' Gymnastics or Indoor Track and Field	2003-2004 School Year
Girls' Basketball Locker Room Facility	Implement upgrade comparable to Boys' Basketball Locker Room improvements completed during previous year	Completed on October 15, 2002
Availability of Volleyball Locker Room	Either create acceptable Locker Room Facility or share resources with other girls' programs.	Completed on July 1, 2002 (Volleyball now uses the Girls' Basketball facility)
Weight room availability for Female Student-Athletes	Create an alternative conditioning area to provide separate facilities	August 2003 (Currently the Athletic Complex schedule allows for both male and female student-athlete participation with coaches' supervision)
Poor quality Tennis Courts	Full-scale upgrade to include: court resurfacing, nets, fence, and other needed equipment	Partially completed during August 2002, remaining improvements planned for August 2003
Lack of "need" of Weightlifting program as a recognized team sport	Eliminate Weightlifting Team and Coaching Position from interscholastic athletics	Team/Coach eliminated July 1, 2002
Girls' Basketball Locker Room Facility	Implement upgrade comparable to Boys' Basketball Locker Room improvements completed during previous year	Completed on October 15, 2002
Availability of Volleyball Locker Room	Either create acceptable Locker Room Facility or share resources with other girls' programs.	Completed on July 1, 2002 (Volleyball now uses the Girls' Basketball facility)

■ An explanation (status report) is needed for all areas identified previously as items for correction as well as all areas currently identified as items for correction. This form shall be typed.

Principal's Signature: \_\_\_\_\_

*David L. Huns*

Date: \_\_\_\_\_

4-14-03



## APPENDIX A

The following items give further detailed explanations regarding data collected for the KHSAA Title IX Member Schools 2001-2002 Annual Report

1. Form T41—The Advantage shown to the Boys' Program under 'Coaching' was designated as the total amount of coaching salaries allocated to coaches exceeds that of the Girls' Program. (See Appendix B—District Coaching Salary Schedule.)
2. Forms T35 & T36—
  - I have created two separate tables for each, to reflect Budget & Expenditures at both the (1) High School Activity/Booster Account Level, and (2) District Athletic Funding Level.
  - There is no set Budget for each of the High School Activity/Booster Accounts. The amount of Expenditures is based on each team's willingness to participate in fund raising activities (as approved by School Principal). The large discrepancy between Boys' Basketball and all other accounts is due in large part to numerous fund raising activities, which allowed the team to take a trip to Florida during the 2001-2002 school year. We experienced a similar situation last year when Girls' Softball took a similar trip during the previous year.
  - There is no set Budget for Travel, Awards, or Facilities Improvements from the District Athletic Allocations. The district allocates a stipend to McCreary Central to fund all teams' transportation accounts. Awards are to be comparable between Boys'/Girls' teams. Facilities Improvements are implemented based on need.

If any of the aforementioned is inadequate, or if you would like to discuss any item in further detail, please do not hesitate to contact me at your convenience.

Respectfully,



Lattie B. Lominac III,  
District Athletic Director  
606/354-4121 (office)  
606/354-4198 (fax)

[llominac@mccreary.k12.kv.us](mailto:llominac@mccreary.k12.kv.us)

# APPENDIX B

## Athletics Salaries 2002-2003

		CO-ED	Boys'	Girls'
<b>ATHLETIC DIRECTOR</b>	<b>District</b>	<b>7,000</b>		
<b>BASKETBALL</b>				
<b>HEAD COACH, BOYS BASKETBALL</b>	<b>MCHS</b>		<b>18</b>	<b>6,808</b>
1st ASST. COACH, BOYS BASKETBALL	MCHS			2,000
ASST. COACH, BOYS BASKETBALL	MCHS			1,500
ASST. COACH, BOYS BASKETBALL	MCHS			1,500
MS COACH, BOYS BASKETBALL	PKMS			1,500
MS ASST. COACH, BOYS BASKETBALL	PKMS			500
MS COACH, BOYS BASKETBALL	WCMS			1,500
MS ASST. COACH, BOYS BASKETBALL	WCMS			500
COACH, BOYS BASKETBALL (5 @ \$500)	ELEM			2,500
<b>HEAD COACH, GIRLS BASKETBALL</b>	<b>MCHS</b>			<b>18</b>
1st ASST. COACH, GIRLS BASKETBALL	MCHS			2,000
ASST. COACH, GIRLS BASKETBALL	MCHS			1,500
ASST. COACH, GIRLS BASKETBALL	MCHS			1,500
MS COACH, GIRLS BASKETBALL	PKMS			1,500
MS ASST. COACH, GIRLS BASKETBALL	PKMS			500
MS COACH, GIRLS BASKETBALL	WCMS			1,500
MS ASST. COACH, GIRLS BASKETBALL	WCMS			500
COACH, GIRLS BASKETBALL (5 @ \$500)	ELEM			2,500
COORDINATOR, BOYS/GIRLS BASKETBALL	ELEM	1,000		
<b>BASEBALL</b>				
<b>HEAD COACH, BASEBALL</b>	<b>MCHS</b>		<b>18</b>	<b>6,536</b>
1st ASST. COACH, BASEBALL	MCHS			2,000
ASST. COACH, BASEBALL	MCHS			1,500
MS COACH, BASEBALL	MS			1,500
MS COACH, BASEBALL	MS			1,500
<b>FOOTBALL</b>				
<b>HEAD COACH, FOOTBALL</b>	<b>MCHS</b>		<b>18</b>	<b>5,871</b>
1st ASST. COACH, FOOTBALL	MCHS			2,000
ASST. COACH, FOOTBALL	MCHS			1,500
ASST. COACH, FOOTBALL	MCHS			1,500
ASST. COACH, FOOTBALL	MCHS			1,500
MS HEAD COACH, FOOTBALL	PKMS			1,500
MS ASST. COACH, FOOTBALL	PKMS			500
MS HEAD COACH, FOOTBALL	WCMS			1,500
MS ASST. COACH, FOOTBALL	WCMS			500
COACH, FOOTBALL (5 @ \$500)	ELEM			2,500
<b>SOFTBALL</b>				
<b>HEAD COACH, SOFTBALL</b>	<b>MCHS</b>			<b>18</b>
1st ASST. COACH SOFTBALL	MCHS			2,000
ASST. COACH, SOFTBALL	MCHS			1,000
BOOKKEEPER-CHAPERONE, SOFTBALL	MCHS			500
MS HEAD COACH, SOFTBALL	PKMS			1,500
MS ASST. COACH, SOFTBALL	PKMS			500
MS HEAD COACH, SOFTBALL	WCMS			1,500

MS ASST. COACH, SOFTBALL	WCMS				500
<b>CHEERLEADING</b>					
COACH, CHEERLEADING	MCHS	1,200			
COACH, CHEERLEADING	MCHS	1,200			
COACH, MS CHEERLEADING	PKMS	1,000			
COACH, MS CHEERLEADING	WCMS	1,000			
COACH, CHEER BOYS/GIRLS BASKETBALL	ELEM	500			
<b>OTHER SPORTS</b>					
COACH, BOYS TRACK	MCHS		750		
COACH, GIRLS TRACK	MCHS				750
COACH, BOYS CROSS COUNTRY	MCHS		750		
COACH, GIRLS CROSS COUNTRY	MCHS				750
COACH, TENNIS	MCHS	750			
COACH, WRESTLING	HS/MS		2,000		
ASST. COACH, WRESTLING	HS/MS		750		
COACH, GOLF	MCHS		750		
COACH, VOLLEYBALL	MCHS				1,500
ASST. COACH, VOLLEYBALL	MCHS				750
TRAINER, ATHLETICS	District	3,000			
<b>TOTAL</b>		<b>16,650</b>	<b>55,215</b>		<b>33,800</b>
<i>*The 5 major head coaches (BA, BB, FB, GB, SB) each receive a stipend of \$2,500 + 18 extended days, therefore, the difference in total pay.</i>					